



**INDEPENDENT AUDITOR'S REPORT**

**To the Members of**

**GVK Airport Services Private Limited**

**Report on the Audit of the Standalone Financial Statements**

**Opinion**

We have audited the accompanying standalone financial statements of **GVK Airport Services Private Limited** ("the Company"), which comprise the Balance Sheet as at 31<sup>st</sup> March 2020, the Statement of Profit and Loss (including Other Comprehensive Income), Statement of Changes in Equity and Statement of Cash Flows for the year ended on that date, and a summary of the significant accounting policies and other explanatory information (hereinafter referred to as "the standalone financial statements").

In our opinion and to the best of our information and according to the explanations given to us, the aforesaid standalone financial statements give the information required by the Companies Act, 2013 ("the Act") in the manner so required and give a true and fair view in conformity with the accounting principles generally accepted in India, of the state of affairs of the Company as at March 31, 2020, the profit and total comprehensive income, changes in equity and its cash flows for the year ended on that date.

**Basis for Opinion**

We conducted our audit of the standalone financial statements in accordance with the Standards on Auditing specified under section 143(10) of the Act (SAs). Our responsibilities under those Standards are further described in the *Auditor's Responsibilities for the Audit of the Standalone Financial Statements* section of our report. We are independent of the Company in accordance with the Code of Ethics issued by the Institute of Chartered Accountants of India (ICAI) together with the independence requirements that are relevant to our audit of the standalone financial statements under the provisions of the Act and the Rules made thereunder, and we have fulfilled our other ethical responsibilities in accordance with these requirements and the ICAI's Code of Ethics. We believe that the audit evidence we have obtained is sufficient and appropriate to provide a basis for our audit opinion on the standalone financial statements.

**Information Other than the Standalone Financial Statements and Auditor's Report Thereon**

The Company's Board of Directors is responsible for the preparation of the other information. The other information comprises the information included in the Management Discussion and Analysis, Board's Report including Annexures to Board's Report, Business Responsibility Report, Corporate Governance and Shareholder's Information, but does not include the standalone financial statements and our auditor's report thereon.





Our opinion on the standalone financial statements does not cover the other information and we do not express any form of assurance conclusion thereon.

In connection with our audit of the standalone Ind AS financial statements, our responsibility is to read the other information and, in doing so, consider whether such other information is materially inconsistent with the standalone Ind AS financial statements or our knowledge obtained in the audit or otherwise appears to be materially misstated.

The annual report is not made available to us as at the date of this auditor's report. We have nothing to report in this regard.

#### **Responsibility of Management for Standalone Financial Statements**


The Company's Board of Directors is responsible for the matters stated in section 134(5) of the Act with respect to the preparation of these standalone financial statements that give a true and fair view of the financial position, financial performance, total comprehensive income, changes in equity and cash flows of the Company in accordance with the Ind AS and other accounting principles generally accepted in India. This responsibility also includes maintenance of adequate accounting records in accordance with the provisions of the Act for safeguarding the assets of the Company and for preventing and detecting frauds and other irregularities; selection and application of appropriate accounting policies; making judgments and estimates that are reasonable and prudent; and design, implementation and maintenance of adequate internal financial controls, that were operating effectively for ensuring the accuracy and completeness of the accounting records, relevant to the preparation and presentation of the standalone financial statements that give a true and fair view and are free from material misstatement, whether due to fraud or error.

In preparing the financial statements, management is responsible for assessing the Company's ability to continue as a going concern, disclosing, as applicable, matters related to going concern and using the going concern basis of accounting unless management either intends to liquidate the Company or to cease operations, or has no realistic alternative but to do so.

The Board of Directors are responsible for overseeing the Company's financial reporting process.

#### **Auditor's Responsibilities for the Audit of the Standalone Financial Statements**

Our objectives are to obtain reasonable assurance about whether the financial statements as a whole are free from material misstatement, whether due to fraud or error, and to issue an auditors' report that includes our opinion. Reasonable assurance is a high level of assurance, but is not a guarantee that an audit conducted in accordance with SAs will always detect a material misstatement when it exists. Misstatements can arise from fraud or error and are considered material if, individually or in the aggregate, they could reasonably be expected to influence the economic decisions of users taken on the basis of these financial statements.





As part of an audit in accordance with SAs, we exercise professional judgment and maintain professional skepticism throughout the audit. We also:

- Identify and assess the risks of material misstatement of the financial statements, whether due to fraud or error, design and perform audit procedures responsive to those risks, and obtain audit evidence that is sufficient and appropriate to provide a basis for our opinion. The risk of not detecting a material misstatement resulting from fraud is higher than for one resulting from error, as fraud may involve collusion, forgery, intentional omissions, misrepresentations, or the override of internal control.
- Obtain an understanding of internal control relevant to the audit in order to design audit procedures that are appropriate in the circumstances. Under section 143(3)(i) of the Companies Act, 2013, we are also responsible for expressing our opinion on whether the company has adequate internal financial controls system in place and the operating effectiveness of such controls.
- Evaluate the appropriateness of accounting policies used and the reasonableness of accounting estimates and related disclosures made by management.
- Conclude on the appropriateness of management's use of the going concern basis of accounting and, based on the audit evidence obtained, whether a material uncertainty exists related to events or conditions that may cast significant doubt on the Company's ability to continue as a going concern. If we conclude that a material uncertainty exists, we are required to draw attention in our auditor's report to the related disclosures in the financial statements or, if such disclosures are inadequate, to modify our opinion. Our conclusions are based on the audit evidence obtained upto the date of our auditor's report. However, future events or conditions may cause the Company to cease to continue as a going concern.
- Evaluate the overall presentation, structure and content of the standalone financial statements, including the disclosures, and whether the financial statements represent the underlying transactions and events in a manner that achieves fair presentation.

Materiality is the magnitude of misstatements in the standalone financial statements that, individually or in aggregate, makes it probable that the economic decisions of a reasonably knowledgeable user of the financial statements may be influenced. We consider quantitative materiality and qualitative factors in (i) planning the scope of our audit work and in evaluating the results of our work; and (ii) to evaluate the effect of any identified misstatements in the financial statements.



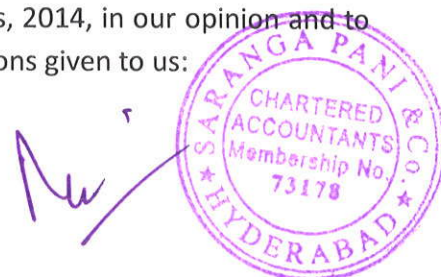


We communicate with those charged with governance regarding, among other matters, the planned scope and timing of the audit and significant audit findings, including any significant deficiencies in internal control that we identify during our audit.

We also provide those charged with governance with a statement that we have complied with relevant ethical requirements regarding independence, and to communicate with them all relationships and other matters that may reasonably be thought to bear on our independence, and where applicable, related safeguards.

#### **Report on Other Legal and Regulatory Requirements**

1. As required by section 143(3) of the Act, we report that:
  - a. we have sought and obtained all the information and explanations which to the best of our knowledge and belief were necessary for the purpose of our audit;
  - b. in our opinion proper books of account as required by law have been kept by the Company so far as it appears from our examination of those books;
  - c. the balance sheet, the statement of profit and loss, the statement of changes in equity and the cash flow statement dealt by this Report are in agreement with the books of account;
  - d. In our opinion, the aforesaid standalone financial statements comply with the Ind AS specified under Section 133 of the Act, read with Rules made thereunder and in force for the time being;
  - e. on the basis of the written representations received from the directors as on 31<sup>st</sup> March 2020, and taken on record by the Board of Directors, none of the directors is disqualified as on 31 March 2020, from being appointed as a director in terms of Section 164 (2) of the Act;
  - f. With respect to the adequacy of the internal financial controls over financial reporting of the Company and the operating effectiveness of such controls, refer to our separate report in 'Annexure A'; and
  - g. With respect to the other matters to be included in the Auditor's Report in accordance with Rule 11 of the Companies (Audit and Auditor's) Rules, 2014, in our opinion and to the best of our information and according to the explanations given to us:





- i. The Company does not have any pending litigations which would impact its financial position;
  - ii. The company did not, as at March 31, 2020, have any material foreseeable losses relating to long term contracts including derivative contracts.
  - iii. There are no amounts which were required to be transferred to the Investor Education and Protection Fund during the year ended 31 March 2020.
2. As required by the Companies (Auditor's Report) Order, 2016 ("the Order") issued by the Government of India in terms of sub-section (11) of section 143 of the Act, we give in the 'Annexure B', a statement on the matters specified in paragraphs 3 and 4 of the Order, to the extent applicable.

For Saranga Pani & Co  
Chartered Accountants  
Firm's Registration No.0500305



**C Saranga Pani**  
Proprietor  
Membership No. 073178

Hyderabad,  
Date :15<sup>th</sup> July, 2020

**UDIN 20073178AAAAII9063**



**Annexure A to the Independent Auditor's report** (Referred to in paragraph 1(f) under 'Report on Other Legal and Regulatory Requirements' section of our report to the Members of GVK Airport Services Private Limited of even date)

**Report on the Internal Financial Controls under Clause (i) of Sub-section 3 of Section 143 of the Companies Act, 2013 ("the Act")**

We have audited the internal financial controls over financial reporting of GVK Airport Services Private Limited ("the Company") as of March 31, 2020 in conjunction with our audit of the Standalone Financial Statements of the Company for the year ended on that date.

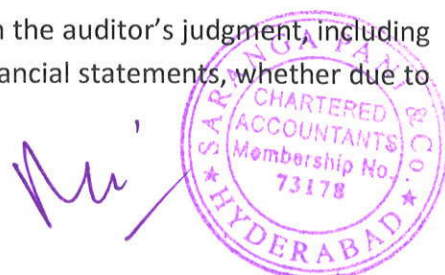
**Management's Responsibility for Internal Financial Controls**

The Board of Directors of the Company is responsible for establishing and maintaining internal financial controls based on the internal control over financial reporting criteria established by the Company considering the essential components of internal control stated in the Guidance Note on Audit of Internal Financial Controls Over Financial Reporting issued by the Institute of Chartered Accountants of India. These responsibilities include the design, implementation and maintenance of adequate internal financial controls that were operating effectively for ensuring the orderly and efficient conduct of its business, including adherence to respective company's policies, the safeguarding of its assets, the prevention and detection of frauds and errors, the accuracy and completeness of the accounting records, and the timely preparation of reliable financial information, as required under the Companies Act, 2013.

**Auditor's Responsibility**

Our responsibility is to express an opinion on the internal financial controls over financial reporting of the Company based on our audit. We conducted our audit in accordance with the Guidance Note on Audit of Internal Financial Controls Over Financial Reporting (the "Guidance Note") issued by the Institute of Chartered Accountants of India and the Standards on Auditing prescribed under Section 143(10) of the Companies Act, 2013, to the extent applicable to an audit of internal financial controls. Those Standards and the Guidance Note require that we comply with ethical requirements and plan and perform the audit to obtain reasonable assurance about whether adequate internal financial controls over financial reporting was established and maintained and if such controls operated effectively in all material respects.

Our audit involves performing procedures to obtain audit evidence about the adequacy of the internal financial controls system over financial reporting and their operating effectiveness. Our audit of internal financial controls over financial reporting included obtaining an understanding of internal financial controls over financial reporting, assessing the risk that a material weakness exists, and testing and evaluating the design and operating effectiveness of internal control based on the assessed risk. The procedures selected depend on the auditor's judgment, including the assessment of the risks of material misstatement of the financial statements, whether due to fraud or error.





We believe that the audit evidence we have obtained, is sufficient and appropriate to provide a basis for our audit opinion on the internal financial controls system over financial reporting of the Company.

**Meaning of Internal Financial Controls over Financial Reporting**

A Company's internal financial control over financial reporting is a process designed to provide reasonable assurance regarding the reliability of financial reporting and the preparation of financial statements for external purposes in accordance with generally accepted accounting principles. A company's internal financial control over financial reporting includes those policies and procedures that (1) pertain to the maintenance of records that, in reasonable detail, accurately and fairly reflect the transactions and dispositions of the assets of the Company; (2) provide reasonable assurance that transactions are recorded as necessary to permit preparation of financial statements in accordance with generally accepted accounting principles, and that receipts and expenditures of the Company are being made only in accordance with authorisations of management and directors of the Company; and (3) provide reasonable assurance regarding prevention or timely detection of unauthorised acquisition, use, or disposition of the company's assets that could have a material effect on the financial statements.

**Inherent Limitations of internal Financial Controls Over Financial Reporting**

Because of the inherent limitations of internal financial controls over financial reporting, including the possibility of collusion or improper management override of controls, material misstatements due to error or fraud may occur and not be detected. Also, projections of any evaluation of the internal financial controls over financial reporting to future periods are subject to the risk that the internal financial control over financial reporting may become inadequate because of changes in conditions, or that the degree of compliance with the policies or procedures may deteriorate.

**Opinion**

In our opinion, the Company has, in all material respects, an adequate internal financial controls system over financial reporting and such internal financial controls over financial reporting were operating effectively as at March 31, 2020, based on the internal control over financial reporting criteria established by the Company considering the essential components of internal control stated in the Guidance Note on Audit of Internal Financial Controls Over Financial Reporting issued by the Institute of Chartered Accountants of India.

For Saranga Pani & Co  
Chartered Accountants  
Firm's Registration No.0500305



  
C Saranga Pani  
Proprietor

Membership No. 073178

Hyderabad,  
Date :15<sup>th</sup> July,2020

UDIN 20073178AAAII9063



**Annexure B to the Independent Auditor's Report**

(Referred to in paragraph 2 under 'Report on Other Legal and Regulatory Requirements' section of our report of even date to the members of GVK Airport Services Private Limited.

- (i) The Company has no fixed assets, hence clause (i) of paragraph 3 of the companies (Audit Report) Order 2016 is not applicable to the company for the year under report.
- (ii) The company does not have any inventory, hence clause (ii) of paragraph 3 of the companies (Audit Report) Order 2016 is not applicable to the company for the year under report.
- (iii) According to the information and explanations given to us, the Company has granted loans, secured or unsecured to companies, firms, Limited Liability Partnerships or other parties covered in the register maintained under section 189 of the Companies Act, 2013. Accordingly, the provisions of clause 3(iii)(a), (b) and (c) of the Order are not applicable to the Company and hence not commented upon.
- (iv) In Our opinion and according to the information and explanation given to us, the provisions of Section 185 and 186 of the Companies Act, 2013 in respect of loans to directors including entities in which they are interested and in respect of loans and advances given, investments made, guarantees and securities given have been complied by the Company
- (v) The Company has not accepted deposits and therefore compliance of directives issued by the Reserve Bank of India and the provisions of sections 73 to 76 or any other relevant provisions of the companies Act and the rules framed there under doesn't arise.
- (vi) The company is not engaged in production of goods or providing services and therefore cost records in the terms of section 148(1) of the Act are not required to be maintained.
- (vii) (a) According to the records of the company, the company is regular in depositing with appropriate authorities undisputed statutory dues including provident fund, employees' state insurance, income tax, sales tax, wealth tax, service tax, value added tax, cess and material statutory dues applicable to it.  
(b) According to the information and explanation given to us, there are no dues which have not been deposited on account of any dispute.
- (viii) According to the information and explanation given to us, the Company has not defaulted in repayment of loans or borrowed to bank(s) and financial institution(s), Government or debenture holders during the year under report.
- (ix) The company has not raised any money through public offer or term loans and therefore the clause (ix) of paragraph 3 of the companies (Audit Report) Order 2016 is not applicable to the company for the year under report.





- (x) Based upon the audit procedures performed and according the information and explanation given to us , we report that no fraud on or by the company has been noticed or reported during the year under report.
- (xi) The company has not paid or provided any managerial remuneration and therefore the clause (xi) of paragraph 3 of the companies (Audit Report) Order 2016 is not applicable to the company for the year under report.
- (xii) The Company is not a Nidhi Company. Therefore, paragraph 3(xii) of paragraph 3 of the companies (Audit Report) Order 2016 is not applicable to the company for the year under report.
- (xiii) According to the information and explanation given to us, the Company has complied with Sections 177 and 188 of companies Act 2013 in respect of all related party transactions and have been properly disclosed in the financial statements as required by the applicable Accounting standards.
- (xiv) The Company has not made any preferential allotment or private placement of shares or fully or partly convertible debentures during the year under review and therefore the clause (xiv) of paragraph 3 of the companies (Audit Report) Order 2016 is not applicable to the company for the year under report.
- (xv) The Company has not entered into any non-cash transactions with directors or persons connected with him and therefore the clause (xv) of paragraph 3 of the companies (Audit Report) Order 2016 is not applicable to the company for the year under report.
- (xvi) Considering the nature of the business and transactions of the Company, it is not required to be registered under Section 45-IA of the Reserve Bank of India Act, 1934.

For Saranga Pani & Co  
Chartered Accountants  
Firm's Registration No.0500305



**C SarangaPani**  
Proprietor

Membership No. 073178

Hyderabad,  
Date :15<sup>th</sup> July,2020

UDIN 20073178AAAAII9063

GVK Airport Services Private Limited  
Balance Sheet as at March 31, 2020  
(All amounts in Rupees, unless otherwise stated)

Particulars	Notes	As at March 31, 2020	As at March 31, 2019
<b>ASSETS</b>			
Non Current Assets			
Current assets			
Financial Assets			
Investments	3	1,040,284	10,047,912
Cash and cash equivalents	4	79,454	73,031
Other financial assets	5	8,500,000	500,000
Other current assets	6	-	1,964,480
<b>Total current assets</b>		<b>9,619,739</b>	<b>12,585,423</b>
<b>Total Assets</b>		<b>9,619,739</b>	<b>12,585,423</b>
<b>EQUITY AND LIABILITIES</b>			
<b>EQUITY</b>			
Equity share capital	7	1,900,000	1,900,000
Other equity	8	7,164,366	7,795,898
<b>Total Equity</b>		<b>9,064,366</b>	<b>9,695,898</b>
<b>LIABILITIES</b>			
Current liabilities			
Financial Liabilities			
Borrowings	9	-	19,293
Trade payables	10	358,523	358,523
Current tax liabilities (net)	11	188,000	2,502,859
Other current liabilities	12	8,850	8,850
<b>Total current liabilities</b>		<b>555,373</b>	<b>2,889,525</b>
<b>Total liabilities</b>		<b>555,373</b>	<b>2,889,525</b>
<b>Total Equity, Liabilities</b>		<b>9,619,739</b>	<b>12,585,423</b>
Corporate information and significant accounting policies 1 & 2 The above balance sheet should be read in conjunction with the accompanying notes.			

In terms of our report attached.

For Saranga Pani & Co.,  
Chartered Accountants  
Firm Registration No: 050030S

C Saranga Pani  
Proprietor  
Membership No: 073178



For and on behalf of the Board of Directors of  
GVK Airport Services Private Limited

Murali Varadarajan  
Director  
DIN: 03602462

Sanjeev Kumar Singh  
Director  
DIN: 06820986

Place: Secunderabad

Date: 15-07-2020

## GVK Airport Services Private Limited

## Statement of Profit and loss for the year ended March 31, 2020

(All amounts in Rupees, unless otherwise stated)

Particulars	Note	Year ended March 31, 2020	Year ended March 31, 2019
<b>Income</b>			
Revenue from Operations	13	-	2,158,078
Other Income	14	88,370	851,468
<b>Total income</b>		88,370	3,009,546
<b>Expenses</b>			
Other expenses	15	524,270	357,692
<b>Total expenses</b>		524,270	357,692
<b>Profit before tax</b>		(435,900)	2,651,854
<b>Tax Expense</b>			
- Current tax	16	188,000	552,062
- Income tax for earlier years		7,632	-
		195,632	552,062
<b>Profit after tax</b>		(631,532)	2,099,792
<b>Earnings per equity share</b>			
Basic earnings per share	10	(3.32)	11.05
Diluted earnings per share		(3.32)	11.05
<b>Corporate information and significant accounting policies</b> 1 & 2			
<i>The above statement of profit and loss should be read in conjunction with the accompanying notes.</i>			

In terms of our report attached.

For Saranga Pani &amp; Co.,

Chartered Accountants

Firm Registration No: 050030S


C Saranga Pani

Proprietor

Membership No: 073178

Place: Secunderabad

Date : 15-07-2020

For and on behalf of the Board of Directors of  
GVK Airport Services Private Limited
  
**Murali Varadarajan**  
 Director  
 DIN: 03602462

  
**Sanjeev Kumar Singh**  
 Director  
 DIN: 06820986

GVK Airport Services Private Limited  
Statement of Cash for the year ended March 31, 2020  
(All amounts in Rupees, unless otherwise stated)

Particulars	Notes	Year ended March 31, 2020	Year ended March 31, 2019
Cash flow from operating activities			
Profit before income tax from Continuing operations		(631,532)	2,099,792
Profit before income tax including discontinued operations		(631,532)	2,099,792
Adjustments for:			
(Increase)/decrease in other financial assets		(8,000,000)	597,203
Fair Value Gain on Mutual Fund		0	(836,817)
Increase/(decrease) in trade payables		0	(2,025,491)
Increase/(decrease) in other liabilities		(2,314,859)	552,062
Cash generated from operations		- 10,946,391	386,749
Income taxes paid		1,964,480	(362,680)
Net cash inflow/(outflow) from operating activities		(8,981,911)	24,069
Cash flows from investing activities			
Investment in Mutual Funds		9,007,628	(3,000,000)
Net cash inflow/(outflow) from investing activities		9,007,628	(3,000,000)
Cash flow from financing activities			
Proceeds from issue of share capital		-	-
Repayment of Short term borrowings From Related Party		(19,293)	(512,370)
Loans from Related Party Treated as other equity		-	0
Net cash inflow/(outflow) from financing activities		(19,293)	(512,370)
Net increase/(decrease) in cash and cash equivalents		6,424	(3,488,301)
Cash and cash equivalents at the beginning of the financial year		73,031	3,561,333
Cash and cash equivalents at end of the year		79,454	73,031
Cash and cash equivalents as per above comprise of the following			
		As at March 31, 2020	As at March 31, 2019
Cash and cash equivalents (note 3b)		79,454	73,031
Balances as per statement of cash flows	3(b)	79,454	73,031
Corporate information and significant accounting policies			
		1 & 2	
The above statement of cash flows should be read in conjunction with the accompanying notes.			

In terms of our report attached.

For Saranga Pani & Co.,  
Chartered Accountants  
Firm Registration No: 050030S

C Saranga Pani  
Proprietor  
Membership No: 073178



Place: Secunderabad  
Date: 15-07-2020

For and on behalf of the Board of Directors of  
GVK Airport Services Private Limited

Murali Varadarajan  
Director  
DIN: 03602462

Sanjeev Kumar Singh  
Director  
DIN: 06820986

GVK Airport Services Private Limited  
Statement of Changes in Equity for the year ended March 31, 2020  
(All amounts in Rupees , unless otherwise stated)

**A. Equity Share capital**

Particulars	Note	No.	Amount in Rs.
Equity shares of INR 10 each issued, subscribed and fully paid			
As at April 01, 2019		190,000	1,900,000
Issued during the year		-	-
At March 31, 2020		190,000	1,900,000

**B. Other Equity**

Particulars	Note	Reserves and Surplus	Total
		Surplus as per Statement of Profit and Loss	
Balance at April 01, 2019		7,795,898	7,795,898
Profit / (Loss) for the year		(631,532)	(631,532)
Balance at March 31, 2020		7,164,366	7,164,366

In terms of our report attached.

For Saranga Pani & Co.,

Chartered Accountants

Firm Registration No: 050030S


C Saranga Pani

Proprietor

Membership No: 073178

Place: Secunderabad

Date : 15-07-2020



For and on behalf of the Board of Directors of

GVK Airport Services Private Limited

Murali Varadarajan

Director

DIN: 03602462

Sanjeev Kumar Singh

Director

DIN: 06820986

## 1. Corporate information

GVK Airport Services Private Limited ('the company' or 'GVKASPL') is a private limited company domiciled in India and incorporated under the provisions of the Companies Act, 2013. The company is engaged in the business of promoting companies primarily engaged in development of Domestic and International airports within or outside India. It also invest in all kinds of infrastructure development companies as a promoter, sponsor, developer, advisor, operator or otherwise by way of equity, preference, debentures, debt or otherwise and to carry on all such acts as are required to participate, float or acquire through bidding or negotiated process for any project either in infrastructure or otherwise. The registered office of the company is located at 'Paigah House', 156-159 Sardar Patel Road, Secunderabad, Telangana- 500003, India

## 2. Significant accounting policies, Critical estimates and judgements

### 2A. Statement of significant accounting policies

#### a. Basis of preparation

The financial statements of the Company have been prepared in accordance with Indian Accounting Standards (Ind AS) specified under section 133 of the Act, read with Rule 7 of the Companies (Accounts) Rules, 2014 and the Companies (Indian Accounting Standards) Rules, 2015, as amended.

#### b. Current versus non-current classification

The Company presents assets and liabilities in the balance sheet based on current/ non-current classification.

An asset is treated as current when it is:

- Expected to be realised or intended to be sold or consumed in normal operating cycle
  - Held primarily for the purpose of trading
  - Expected to be realised within twelve months after the reporting period, or
  - Cash or cash equivalent unless restricted from being exchanged or used to settle a liability for at least twelve months after the reporting period
- All other assets are classified as non-current.

A liability is current when:

- It is expected to be settled in normal operating cycle
- It is held primarily for the purpose of trading
- It is due to be settled within twelve months after the reporting period, or
- There is no unconditional right to defer the settlement of the liability for at least twelve months after the reporting period

The Company classifies all other liabilities as non-current.

Deferred tax assets and liabilities are classified as non-current assets and liabilities.

The operating cycle is the time between the acquisition of assets for processing and their realisation in cash and cash equivalents.

The Company has identified twelve months as its operating cycle.

#### c. Foreign currencies

The financial statements are presented in Indian rupees, which is the functional currency of the Company and the currency of the primary economic environment in which the Company operates.

#### Transactions and balances

Transactions in foreign currencies are initially recorded at their respective functional currency spot rates at the date the transaction first qualifies for recognition. However, for practical reasons, the Company uses an average rate if the average approximates the actual rate at the date of the transaction. Monetary assets and liabilities denominated in foreign currencies are translated at the functional currency spot rates of exchange at the reporting date. Exchange differences arising on settlement or translation of monetary items are recognised in profit or loss.

Non-monetary items that are measured in terms of historical cost in a foreign currency are translated using the exchange rates at the dates of the initial transactions. Non-monetary items measured at fair value in a foreign currency are translated using the exchange rates at the date when the fair value is determined. The gain or loss arising on translation of non-monetary items measured at fair value is treated in line with the recognition of the gain or loss on the change in fair value of the item (i.e., translation differences on items whose fair value gain or loss is recognised in OCI or profit or loss are also recognised in OCI or profit or loss, respectively).

#### d. Fair value measurement

The Company measures financial instruments, such as, derivatives at fair value at each balance sheet date.

Fair value is the price that would be received to sell an asset or paid to transfer a liability in an orderly transaction between market participants at the measurement date. The fair value measurement is based on the presumption that the transaction to sell the asset or transfer the liability takes place either:

- In the principal market for the asset or liability, or
- In the absence of a principal market, in the most advantageous market for the asset or liability

The principal or the most advantageous market must be accessible by the Company.

The fair value of an asset or a liability is measured using the assumptions that market participants would use when pricing the asset or liability, assuming that market participants act in their economic best interest.


A fair value measurement of a non-financial asset takes into account a market participant's ability to generate economic benefits by using the asset in its highest and best use or by selling it to another market participant that would use the asset in its highest and best use.

All assets and liabilities for which fair value is measured or disclosed in the financial statements are categorised within the fair value hierarchy, described as follows, based on the lowest level input that is significant to the fair value measurement as a whole:

- Level 1 – Quoted (unadjusted) market prices in active markets for identical assets or liabilities
- Level 2 – Valuation techniques for which the lowest level input that is significant to the fair value measurement is directly or indirectly observable
- Level 3 – Valuation techniques for which the lowest level input that is significant to the fair value measurement is unobservable

For assets and liabilities that are recognised in the financial statements on a recurring basis, the Company determines whether transfers have occurred between levels in the hierarchy by re-assessing categorisation (based on the lowest level input that is significant to the fair value measurement as a whole) at the end of each reporting period.

For the purpose of fair value disclosures, the Company has determined classes of assets and liabilities on the basis of the nature, characteristics and risks of the asset or liability and the level of the fair value hierarchy as explained above.



#### **e. Revenue recognition**

Revenue is recognised to the extent that it is probable that the economic benefits will flow to the Company and the revenue can be reliably measured, regardless of when the payment is being made. Revenue is measured at the fair value of the consideration received or receivable, taking into account contractually defined terms of payment and excluding taxes or duties collected on behalf of the government. The specific recognition criteria described below must also be met before revenue is recognised.

#### **Interest income**

For all debt instruments measured either at amortised cost or at fair value through other comprehensive income, interest income is recorded using the effective interest rate (EIR). EIR is the rate that exactly discounts the estimated future cash payments or receipts over the expected life of the financial instrument or a shorter period, where appropriate, to the gross carrying amount of the financial asset or to the amortised cost of a financial liability. When calculating the effective interest rate, the company estimates the expected cash flows by considering all the contractual terms of the financial instrument (for example, prepayment, extension, call and similar options) but does not consider the expected credit losses. Interest income is included in finance income in the statement of profit and loss.

#### **Dividends**

Revenue is recognised when the Company's right to receive the payment is established, which is generally when shareholders approve the dividend.

#### **f. Taxes**

##### **Current income tax**

Current income tax assets and liabilities are measured at the amount expected to be recovered from or paid to the taxation authorities. The tax rates and tax laws used to compute the amount are those that are enacted or substantively enacted, at the reporting date in the countries where the Company operates and generates taxable income.

Current income tax relating to items recognised outside profit or loss is recognised outside profit or loss (either in other comprehensive income or in equity). Current tax items are recognised in correlation to the underlying transaction either in OCI or directly in equity. Management periodically evaluates positions taken in the tax returns with respect to situations in which applicable tax regulations are subject to interpretation and establishes provisions where appropriate.

##### **Deferred tax**

Deferred tax is provided using the liability method on temporary differences between the tax bases of assets and liabilities and their carrying amounts for financial reporting purposes at the reporting date. Deferred tax liabilities are recognised for all taxable temporary differences.

Deferred tax assets are recognised for all deductible temporary differences, the carry forward of unused tax credits and any unused tax losses. Deferred tax assets are recognised to the extent that it is probable that taxable profit will be available against which the deductible temporary differences, and the carry forward of unused tax credits and unused tax losses can be utilized.

The carrying amount of deferred tax assets is reviewed at each reporting date and reduced to the extent that it is no longer probable that sufficient taxable profit will be available to allow all or part of the deferred tax asset to be utilised. Unrecognised deferred tax assets are re-assessed at each reporting date and

are recognised to the extent that it has become probable that future taxable profits will allow the deferred tax asset to be recovered.

Deferred tax assets and liabilities are measured at the tax rates that are expected to apply in the period/year when the asset is realised or the liability is

settled, based on tax rates and tax laws that have been enacted or substantively enacted at the reporting date.

Deferred tax relating to items recognised outside profit or loss is recognised outside profit or loss (either in other comprehensive income or in equity).

Deferred tax items are recognised in correlation to the underlying transaction either in OCI or directly in equity.

Deferred tax assets and deferred tax liabilities are offset if a legally enforceable right exists to set off current tax assets against current tax liabilities and the deferred taxes relate to the same taxable entity and the same taxation authority.

#### **g. Borrowing costs**

Borrowing costs directly attributable to the acquisition, construction or production of an asset that necessarily takes a substantial period of time to get ready for its intended use or sale are capitalised as part of the cost of the asset. All other borrowing costs are expensed in the period in which they occur. Borrowing costs consist of interest and other costs that an entity incurs in connection with the borrowing of funds. Borrowing cost also includes exchange differences to the extent regarded as an adjustment to the borrowing costs.

#### **h. Provisions**

##### **General**

Provisions are recognised when the Company has a present obligation (legal or constructive) as a result of a past event, it is probable that an outflow of resources embodying economic benefits will be required to settle the obligation and a reliable estimate can be made of the amount of the obligation. When the Company expects some or all of a provision to be reimbursed, for example, under an insurance contract, the reimbursement is recognised as a separate asset, but only when the reimbursement is virtually certain. The expense relating to a provision is presented in the statement of profit and loss net of any reimbursement.

If the effect of the time value of money is material, provisions are discounted using a current pre-tax rate that reflects, when appropriate, the risks specific to

the liability. When discounting is used, the increase in the provision due to the passage of time is recognised as a finance cost.

#### **i. Financial instruments**

##### **Financial assets**

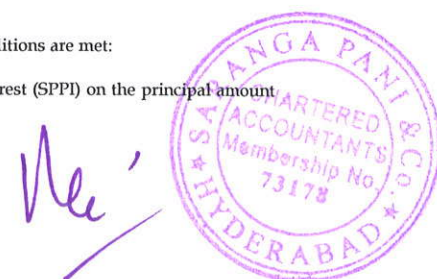
##### **Initial recognition and measurement**

All financial assets are recognised initially at fair value plus, in the case of financial assets not recorded at fair value through profit or loss, transaction costs that are attributable to the acquisition of the financial asset.

##### **Subsequent measurement**

For purposes of subsequent measurement, a 'debt instrument' is measured at the amortised cost if both the following conditions are met:

- The asset is held within a business model whose objective is to hold assets for collecting contractual cash flows, and
- Contractual terms of the asset give rise on specified dates to cash flows that are solely payments of principal and interest (SPPI) on the principal amount outstanding.



This category is the most relevant to the Company. After initial measurement, such financial assets are subsequently measured at amortised cost using the effective interest rate (EIR) method. Amortised cost is calculated by taking into account any discount or premium on acquisition and fees or costs that are an integral part of the EIR. The EIR amortisation is included in finance income in the profit or loss. The losses arising from impairment are recognised in the profit or loss. This category generally applies to trade and other receivables.

#### **Equity investments:**

In respect of equity investments, when an entity prepares separate financial statements, Ind AS 27 requires it to account for its investments in subsidiaries and associates either:

- (a) at cost; or
- (b) in accordance with Ind AS 109.

If a first-time adopter measures such an investment at cost in accordance with Ind AS 27, it shall measure that investment at one of the following amounts in its separate opening Ind AS Balance Sheet:

- (a) cost determined in accordance with Ind AS 27; or
- (b) deemed cost. The deemed cost of such an investment shall be its:
  - (i) fair value at the entity's date of transition to Ind ASs in its separate financial statements; or
  - (ii) previous GAAP carrying amount at that date.

A first-time adopter may choose either (i) or (ii) above to measure its investment in each subsidiary or associate that it elects to measure using a deemed cost.

#### **Derecognition**

A financial asset (or, where applicable, a part of a financial asset or part of a group of similar financial assets) is primarily derecognised (i.e. removed from the Company's balance sheet) when:

- a) the rights to receive cash flows from the asset have expired, or
- b) the Company has transferred its rights to receive cash flows from the asset, and
  - i. the Company has transferred substantially all the risks and rewards of the asset, or
  - ii. the Company has neither transferred nor retained substantially all the risks and rewards of the asset, but has transferred control of the asset.

#### **Impairment of financial assets**

In accordance with Ind AS 109, the Company applies expected credit loss (ECL) model for measurement and recognition of impairment loss on the following financial assets and credit risk exposure:

- a) Financial assets that are debt instruments, and are measured at amortised cost e.g., loans, debt securities, deposits, trade receivables and bank balance
- b) Trade receivables or any contractual right to receive cash or another financial asset that result from transactions that are within the scope of Ind AS 18
- c) Loan commitments which are not measured as at FVTPL

The Company follows 'simplified approach' for recognition of impairment loss allowance on trade receivables

The application of simplified approach does not require the Company to track changes in credit risk. Rather, it recognises impairment loss allowance based on lifetime ECLs at each reporting date, right from its initial recognition.

For recognition of impairment loss on other financial assets and risk exposure, the Company determines that whether there has been a significant increase in the credit risk since initial recognition. If credit risk has not increased significantly, 12-month ECL is used to provide for impairment loss. However, if credit risk has increased significantly, lifetime ECL is used. If, in a subsequent period, credit quality of the instrument improves such that there is no longer a significant increase in credit risk since initial recognition, then the entity reverts to recognising impairment loss allowance based on 12-month ECL.

Lifetime ECL are the expected credit losses resulting from all possible default events over the expected life of a financial instrument. The 12-month ECL is a portion of the lifetime ECL which results from default events that are possible within 12 months after the reporting date.

ECL is the difference between all contractual cash flows that are due to the Company in accordance with the contract and all the cash flows that the entity expects to receive (i.e., all cash shortfalls), discounted at the original EIR. When estimating the cash flows, an entity is required to consider:

- All contractual terms of the financial instrument (including prepayment, extension, call and similar options) over the expected life of the financial instrument. However, in rare cases when the expected life of the financial instrument cannot be estimated reliably, then the entity is required to use the remaining contractual term of the financial instrument
- Cash flows from the sale of collateral held or other credit enhancements that are integral to the contractual terms.

ECL impairment loss allowance (or reversal) recognized during the period is recognized as income/ expense in the statement of profit and loss (P&L). This

amount is reflected under the head 'other expenses' in the P&L. The balance sheet presentation for various financial instruments is described below:

- Financial assets measured as at amortised cost: ECL is presented as an allowance, i.e., as an integral part of the measurement of those assets in the balance sheet. The allowance reduces the net carrying amount. Until the asset meets write-off criteria, the Company does not reduce impairment allowance from the gross carrying amount.
- Loan commitments and financial guarantee contracts: ECL is presented as a provision in the balance sheet, i.e. as a liability.

#### **Financial liabilities**

##### **Initial recognition and measurement**

Financial liabilities are classified, at initial recognition, as financial liabilities at fair value through profit or loss, loans and borrowings, payables, or as derivatives designated as hedging instruments in an effective hedge, as appropriate.

All financial liabilities are recognised initially at fair value and, in the case of loans and borrowings and payables, net of directly attributable transaction costs.


The Company's financial liabilities include trade and other payables, loans and borrowings, financial guarantee contracts.

##### **Subsequent measurement**

The measurement of financial liabilities depends on their classification, as described below:

##### **Loans and borrowings**

This is the category most relevant to the Company. After initial recognition, interest-bearing loans and borrowings are subsequently measured at amortised cost using the EIR method. Gains and losses are recognised in profit or loss when the liabilities are derecognised as well as through the EIR amortisation process.



Amortised cost is calculated by taking into account any discount or premium on acquisition and fees or costs that are an integral part of the EIR. The EIR amortisation is included as finance costs in the statement of profit and loss.

This category generally applies to borrowings.

#### Financial guarantee contracts

Financial guarantee contracts issued by the Company are those contracts that require a payment to be made to reimburse the holder for a loss it incurs because the specified debtor fails to make a payment when due in accordance with the terms of a debt instrument. Financial guarantee contracts are recognised initially as a liability at fair value, adjusted for transaction costs that are directly attributable to the issuance of the guarantee. Subsequently, the liability is measured at the higher of the amount of loss allowance determined as per impairment requirements of Ind AS 109 and the amount recognised less cumulative amortisation.

#### Financial liabilities at fair value through profit or loss

Financial liabilities at fair value through profit or loss include financial liabilities designated upon initial recognition as at fair value through profit or loss.

Financial liabilities designated upon initial recognition at fair value through profit or loss are designated as such at the initial date of recognition, and only if the criteria in Ind AS 109 are satisfied. For liabilities designated as FVTPL, fair value gains/ losses attributable to changes in own credit risk are recognized in OCI. These gains/ loss are not subsequently transferred to P&L. However, the Company may transfer the cumulative gain or loss within equity. All other changes in fair value of such liability are recognised in the statement of profit or loss. The Company has not designated any financial liability as at fair value through profit and loss.

#### Derecognition

A financial liability is derecognised when the obligation under the liability is discharged or cancelled or expires. When an existing financial liability is replaced by another from the same lender on substantially different terms, or the terms of an existing liability are substantially modified, such an exchange or modification is treated as the derecognition of the original liability and the recognition of a new liability. The difference in the respective carrying amounts is recognised in the statement of profit or loss.

#### Reclassification of financial assets

The Company determines classification of financial assets and liabilities on initial recognition. After initial recognition, no reclassification is made for financial assets which are equity instruments and financial liabilities. If the Company reclassifies financial assets, it applies the reclassification prospectively from the reclassification date which is the first day of the immediately next reporting period following the change in business model. The Company does not restate any previously recognised gains, losses (including impairment gains or losses) or interest.

The following table shows various reclassification and how they are accounted for:

Original classification	Revised classification	Accounting treatment
Amortised cost	FVTPL	Fair value is measured at reclassification date. Difference between previous amortized cost and fair value is recognised in P&L.
FVTPL	Amortised Cost	Fair value at reclassification date becomes its new gross carrying amount. EIR is calculated based on the new gross carrying amount.
Amortised cost	FVTOCI	Fair value is measured at reclassification date. Difference between previous amortised cost and fair value is recognised in OCI. No change in EIR due to reclassification.
FVTOCI	Amortised cost	Fair value at reclassification date becomes its new amortised cost carrying amount. However, cumulative gain or loss in OCI is adjusted against fair value. Consequently, the asset is measured as if it had always been measured at amortised cost.
FVTPL	FVTOCI	Fair value at reclassification date becomes its new carrying amount. No other adjustment is required.
FVTOCI	FVTPL	Assets continue to be measured at fair value. Cumulative gain or loss previously recognized in OCI is reclassified to P&L at the reclassification date.

#### j. Cash and cash equivalents

Cash and cash equivalent in the balance sheet comprise cash at banks and on hand and short-term deposits with an original maturity of three months or less, which are subject to an insignificant risk of changes in value.

For the purpose of the statement of cash flows, cash and cash equivalents consist of cash and short-term deposits, as defined above, net of outstanding bank overdrafts as they are considered an integral part of the Company's cash management.

#### 2B. Significant accounting judgements, estimates and assumptions


The preparation of the Company's financial statements requires management to make judgements, estimates and assumptions that affect the reported amounts of revenues, expenses, assets and liabilities, and the accompanying disclosures, and the disclosure of contingent liabilities. Uncertainty about these assumptions and estimates could result in outcomes that require a material adjustment to the carrying amount of assets or liabilities affected in future periods.

##### (i) Judgements

In the process of applying the Company's accounting policies, management has made the following judgements, which have the most significant effect on the amounts recognised in the financial statements.

##### (ii) Estimates and assumptions

The key assumptions concerning the future and other key sources of estimation uncertainty at the reporting date, that have a significant risk of causing a material adjustment to the carrying amounts of assets and liabilities within the next financial year, are described below. The Company based its assumptions and estimates on parameters available when the financial statements were prepared. Existing circumstances and assumptions about future developments, however, may change due to market changes or circumstances arising that are beyond the control of the Company. Such changes are reflected in the assumptions when they occur.



**GVK Airport Services Private Limited****Notes to financial statements for the year ended March 31, 2020**

(All amounts in Rupees , unless otherwise stated)

**Note 3 Current investments**

	March 31, 2020	March 31, 2019
<b>Investment in mutual funds</b>		
<b>Quoted</b>		
Franklin Templeton Ultra Short Bond Fund Super Institutional Plan - Direct - Growth	1,040,284.24	5,170,390
Franklin Templeton Low Duration Fund	-	4,877,522
<b>Total</b>	<b>1,040,284.24</b>	<b>10,047,912</b>

**Note 4 : Cash and cash equivalents**

	March 31, 2020	March 31, 2019
Balances with banks in -		
Current Account	22,984	16,561
Cash on hand	56,470	56,470
<b>Total</b>	<b>79,454</b>	<b>73,031</b>

**Note 5 Other financial assets**

	March 31, 2020	March 31, 2019
Security deposits	-	500,000
Interest free loans to related parties receivable on demand	8,500,000	-
<b>Total</b>	<b>8,500,000</b>	<b>500,000</b>

**Note 6 : Other financial assets**

	March 31, 2020	March 31, 2019
Advance to Employees	-	1,800
Advance Tax and Tax deducted at source (net of provision for tax)	-	1,962,680
<b>Total</b>	<b>-</b>	<b>1,964,480</b>



GVK Airport Services Private Limited  
Notes to financial statements for the year ended March 31, 2020  
(All amounts in Rupees , unless otherwise stated)

7. Equity

Note 7(a). Equity Share Capital

	As at	
	March 31, 2020	March 31, 2019
<b>Authorised equity share capital</b> 250,000 (March 2019: 250,000) Shares of Rs. 10 /- each	2,500,000	2,500,000
<b>(i) Issued, subscribed and fully paid-up share capital</b> 190,000 (March 31, 2019: 190,000) equity shares of Rs. 10/- each	1,900,000	1,900,000

ii) Reconciliation of the shares outstanding at the beginning and at the end of the reporting period

Particulars	As at March 31, 2020		As at March 31, 2019	
	No. of shares	Rupees	No. of shares	Rupees
<b>Equity Shares -</b>				
At the beginning of the year	190,000	1,900,000	190,000	1,900,000
Issued during the year	-	-	-	-
Outstanding at the end of the year	190,000	1,900,000	190,000	1,900,000

iii) Terms/rights attached to equity shares

The Company has only one class of equity share having par value of Rs.10/- per share. Each holder of equity shares is entitled to one vote per share. The Company declares and pays dividends in Indian rupees. The dividend proposed by the Board of Directors is subject to the approval of the shareholders in the ensuing Annual General Meeting. In the event of liquidation of the Company, the holders of equity shares will be entitled to receive remaining assets of the Company, after distribution of all preferential amounts. The distribution will be in proportion to the number of equity shares held by the shareholders.

(iv) Details of shareholders holding more than 5% equity shares in the Company

Particulars	March 31, 2020		March 31, 2019	
	No of Shares	% of Holding	No of Shares	% of Holding
GVK Power & Infrastructure Limited	190,000	100%	190,000	100%

As per records of the Company, including its register of shareholders/ members and other declarations received from shareholders regarding beneficial interest, the above shareholding represents both legal and beneficial ownerships of shares.

(v) Details of Shares held by Holding company

Particulars	March 31, 2020		March 31, 2019	
	No of Shares	% of Holding	No of Shares	% of Holding
GVK Power & Infrastructure Limited	190,000	100%	190,000	100%

Note 8(b) : Other equity

	March 31, 2020	March 31, 2019
Surplus as per Statement of Profit and Loss	7,164,366	7,795,898
<b>Total Reserves and surplus</b>	<b>7,164,366</b>	<b>7,795,898</b>

Surplus as per Statement of Profit and Loss

	March 31, 2020	March 31, 2019
Opening balance	7,795,898	5,696,106
Add: Net Profit for the period	(631,532)	2,099,792
<b>Closing balance</b>	<b>7,164,366</b>	<b>7,795,898</b>



**GVK Airport Services Private Limited****Notes to financial statements for the year ended March 31, 2020**

(All amounts in Rupees , unless otherwise stated)

**Note 9 : Current borrowings**

Particulars	March 31, 2020	March 31, 2019
Loans from related parties Payable on Demand	-	19,293
<b>Total</b>	<b>-</b>	<b>19,293</b>

**Note 10 : Trade payables**

	March 31, 2020	March 31, 2019
Total outstanding dues to related parties	358,523	358,523
<b>Total</b>	<b>358,523</b>	<b>358,523</b>

**Note 11 : Current tax liabilities (net)**

	March 31, 2020	March 31, 2019
Income Tax Payable	188,000	2,502,859
<b>Total</b>	<b>188,000</b>	<b>2,502,859</b>

**Note 12 : Other current liabilities**

	March 31, 2020	March 31, 2019
Other payables	8,850	8,850
<b>Total</b>	<b>8,850</b>	<b>8,850</b>



**GVK Airport Services Private Limited****Notes to financial statements for the year ended March 31, 2020**

(All amounts in Rupees , unless otherwise stated)

**Note 6: Revenue from Operations**

Particulars	March 31, 2020	March 31, 2019
Income from Management Consultancy	-	2,158,078
<b>Total</b>	<b>-</b>	<b>2,158,078</b>

**Note 7: Other income**

Particulars	March 31, 2020	March 31, 2019
Fair Value Gain on the current investments	-	836,817
Capital Gain on the current investments	88,370	-
Foreign Currency Fluctuation - Realised	-	14,650
<b>Total</b>	<b>88,370</b>	<b>851,468</b>

**Note 15 : Other expenses**

Particulars	March 31, 2020	March 31, 2019
Rent	-	29,686
Travelling - Others - Domestic	-	-
Travelling - Others - Foreign	-	-
Rates and taxes	8,050	10,952
Courier, Postage & Telegraph	-	5,500
Advertisement	-	41,461
Printing and Stationery	100	-
Legal and professional charges	3,540	64,900
Miscellaneous expense	730	62,723
Bid Documents RFQ/RFP	500,000	-
Foreign Exchange Variation Loss -Realised	-	126,878
Audit Fee	8,850	8,850
Others	-	6,742
Registration and Renewal	3,000	-
<b>Total</b>	<b>524,270</b>	<b>357,692</b>



**GVK Airport Services Private Limited**

**Notes to financial statements for the year ended March 31, 2020**

(All amounts in Rupees, unless otherwise stated)

**Note 16: Taxes**

**(a) Income tax expense:**

The major components of income tax expenses for the year ended March 31, 2020 are as follows:-

**Profit or loss section**

Particulars	March 31, 2020	March 31, 2019
Current tax	188,000	1,950,797
Deferred tax charge/ (credit)	-	-
Income tax for earlier years	7,632	-
<b>Total income tax expense recognised in statement of Profit &amp; Loss</b>	<b>195,632</b>	<b>1,950,797</b>

**(b) Reconciliation of effective tax rate:**

Particulars	March 31, 2020	March 31, 2019
Profit / (Loss) before tax (A)	(435,900)	2,651,854
Deductable Items	88,370	839,997
Others	(1,301,574)	-
Profit / (Loss) for tax computation (B)	777,304	1,811,857
Enacted tax rates in India (C)	25.17%	26.780%
Computed expected tax expenses (D = B*C)	195,632	485,215
Deferred Tax not created on unabsorbed business losses	-	-
<b>Net current tax expense recognised in statement of Profit &amp; Loss</b>	<b>195,632</b>	<b>485,215</b>
<b>Difference</b>	<b>-</b>	<b>-</b>



**GVK Airport Services Private Limited**  
**Notes to financial statements for the year ended March 31, 2020**  
(All amounts in Rupees , unless otherwise stated)

**Note 17. Earning per equity share**

Basic EPS amounts are calculated by dividing the profit for the year attributable to equity holders of the parent by the weighted average number of Equity shares outstanding during the year.

Diluted EPS amounts are calculated by dividing the profit attributable to equity holders of the parent by the weighted average number of Equity shares outstanding during the year plus the weighted average number of Equity shares that would be issued on conversion of all the dilutive potential Equity shares into Equity shares, if any.

The following reflects the income and share data used in the basic and diluted EPS computations:

Particulars	Year ended March 31, 2020	Year ended March 31, 2019
Profit after taxation	(631,532)	2,099,792
Weighted average number of equity shares	190,000	190,000
Earnings per share		
- Basic and diluted	(3.32)	11.05

**Note 18. Related party disclosures**

**i) List of related parties**

- a) Key Management Personnel
  - Dr. G.V. Krishna Reddy
  - Mr. G.V. Sanjay Reddy
  - Mr. Krishna Ram Bhupal
- b) Enterprises in which Key Management Personnel and / or their relatives have significant influence
  - GVK Airport Developers Limited
  - PT GVK Services, Indonesia
- c) Holding Company
  - GVK Power & Infrastructure Limited

**Related party transactions**

The following table provides the total amount of transactions that have been entered into with related

Particulars	31-Mar-20	31-Mar-19
<b>Transactions during the year</b>		
<b>Services Received during the year</b>		
PT GVK Services, Indonesia	-	358,523
<b>Loans given during the year</b>		
GVK Developmental Projects Pvt. Ltd.	8,500,000	-
GVK Airport Developers Limited	-	-
GVK Power & Infrastructure Limited	-	-
<b>Loans taken/ (Repaid) during the year</b>		
GVK Airport Developers Limited	-	-
GVK Power & Infrastructure Limited	-19,293	-
<b>Balance outstanding</b>		
<b>Trade payables</b>		
PT GVK Services, Indonesia	358,523	358,523
<b>Loans from related parties Payable on Demand</b>		
GVK Power & Infrastructure Limited	-	19,293
<b>Interest free loans to related parties receivable on demand</b>		
GVK Developmental Projects Pvt. Ltd.	8,500,000	-



**GVK Airport Services Private Limited****Notes to financial statements for the year ended March 31, 2020**

(All amounts in Rupees , unless otherwise stated)

**Note 19. Capital management**

For the purpose of the Company's capital management, capital includes issued equity capital, compulsorily convertible preference shares and all other equity reserves attributable to the equity holders. The primary objective of the Company's capital management is to maximise the shareholder value.

The Company manages its capital structure in consideration to the changes in economic conditions and the requirements of the financial covenants. The Company monitors capital using a gearing ratio, which is net debt divided by total Equity . The Company includes within net debt, borrowings including interest accrued on borrowings, trade and other payables, less cash and short-term deposits.

	31-Mar-20	31-Mar-19
Borrowings including interest accrued on borrowings	-	19,293
Trade and other payables	358,523	358,523
Other liabilities	8,850	8,850
Less: cash and short-term deposits (Note 4)	(79,454)	(73,031)
<b>Net debt</b>	<b>287,919</b>	<b>313,635</b>
Equity	1,900,000	1,900,000
Other Equity	7,164,366	7,795,898
<b>Total Equity</b>	<b>9,064,366</b>	<b>9,695,898</b>
Gearing ratio (Net Debt/ Total Equity)	3.18%	3.23%

No changes were made in the objectives, policies or processes for managing capital during the year ended March 31, 2020



GVK Airport Services Private Limited

Notes to financial statements for the year ended March 31, 2020

(All amounts in Rupees, unless otherwise stated)

**Note 20. Fair value measurement of financial instruments**

The management assessed that cash and cash equivalents, trade receivables, trade payables and other current liabilities approximate their carrying amounts largely due to the short-term maturities of these instruments.

The fair value of the financial assets and liabilities is included at the amount at which the instrument could be exchanged in a current transaction between willing parties, other than in a forced or liquidation sale.

**a) Financial instruments by category**

The carrying value and fair value of financial instruments by categories as of March 31, 2020 were as follows:

Particulars	Amortised cost	Financial assets/liabilities at fair value through profit or loss		Financial assets/liabilities at fair value through OCI		Total carrying value	Total fair value
		Designated upon initial recognition	Mandatory	Designated upon initial recognition	Mandatory		
<b>Assets:</b>							
<b>Non-Current</b>							
<b>Current</b>							
(i) Investments		1,040,284				1,040,284	1,040,284
(ii) Cash and cash equivalents	79,454					79,454	79,454
(iii) Other Financial Assets	8,500,000					8,500,000	8,500,000
<b>Total</b>	<b>8,579,454</b>	<b>1,040,284</b>	<b>-</b>	<b>-</b>	<b>-</b>	<b>9,619,739</b>	<b>9,619,739</b>
<b>Liabilities:</b>							
<b>Current</b>							
(i) Borrowings	-					-	-
(ii) Trade Payables	358,523					358,523	358,523
<b>Total</b>	<b>358,523</b>	<b>-</b>	<b>-</b>	<b>-</b>	<b>-</b>	<b>358,523</b>	<b>358,523</b>

The carrying value and fair value of financial instruments by categories as of 31 March 2019 were as follows:

Particulars	Amortised cost	Financial assets/liabilities at fair value through profit or loss		Financial assets/liabilities at fair value through OCI		Total carrying value	Total fair value
		Designated upon initial recognition	Mandatory	Designated upon initial recognition	Mandatory		
<b>Assets:</b>							
(i) Investments	-	10,047,912				10,047,912	10,047,912
(ii) Cash and cash equivalents	73,031					73,031	73,031
(iii) Other Financial Assets	500,000					500,000	500,000
<b>Total</b>	<b>573,031</b>	<b>10,047,912</b>	<b>-</b>	<b>-</b>	<b>-</b>	<b>10,620,943</b>	<b>10,620,943</b>
<b>Liabilities:</b>							
<b>Current</b>							
(i) Borrowings	19,293					19,293	19,293
(ii) Trade Payables	358,523					358,523	358,523
<b>Total</b>	<b>377,816</b>	<b>-</b>	<b>-</b>	<b>-</b>	<b>-</b>	<b>377,816</b>	<b>377,816</b>

**Fair value hierarchy**

Level 1 - Quoted prices (unadjusted) in active markets for identical assets or liabilities

Level 2 - Inputs other than quoted prices included within Level 1 that are observable for the asset or liability, either directly (i.e. as prices) or indirectly (i.e. derived from prices).


Level 3 - Inputs for the assets or liabilities that are not based on observable market data (unobservable inputs).

The following table presents fair value hierarchy of assets and liabilities measured at fair value on a recurring basis as of 31 March 2019:

Particulars	As of March 31, 2020	Fair value measurement at the end of year using		
		Level 1	Level 2	Level 3
<b>Assets</b>				
Investments	1,040,284	1,040,284		
Other Financial assets	8,500,000			8,500,000
<b>Liabilities</b>				
Current borrowings	-			-

The following table presents fair value hierarchy of assets and liabilities measured at fair value on a recurring basis as of 31 March 2018:

Particulars	As of March 31, 2019	Fair value measurement at the end of year using		
		Level 1	Level 2	Level 3
<b>Assets</b>				
Investments	10,047,912	10,047,912		
Other Financial assets	500,000			500,000
<b>Liabilities</b>				
Current borrowings	19,293			19,293



**Note 21. Financial risk management objectives and policies****Financial Risk Management Framework**

The Company's principal financial liabilities, comprise borrowings. The main purpose of these financial liabilities is to finance the Company's operations. The Company's principal financial assets include cash & cash equivalents and other financial assets that derive directly from its operations.

The Company is exposed primarily to Credit Risk, Liquidity Risk which may adversely impact the fair value of its financial instruments. The Company assesses the unpredictability of the financial environment and seeks to mitigate potential adverse effects on the financial performance of the Company.

**Credit Risk**

Credit risk is the risk that counterparty will not meet its obligations under a financial instrument or customer contract, leading to a financial loss. Credit risk encompasses of both, the direct risk of default and the risk of deterioration of creditworthiness as well as concentration of risks. Credit risk is controlled by analyzing credit limits and creditworthiness of customers on a continuous basis to whom the credit has been granted after obtaining necessary approvals for credit. Financial instruments that are subject to concentrations of credit risk principally consist of trade receivables, investments, derivative financial instruments, cash and cash equivalents, bank deposits and other financial assets. None of the financial instruments of the Company result in material concentration of credit risk.

**Exposure to credit risk:**

The carrying amount of financial assets represents the maximum credit exposure.

**i) Financial instruments and cash deposits**

Credit risk from balances with banks and financial institutions is managed by the Company's treasury department in accordance with the Company's policy. Investments of surplus funds are made only with approved counterparties and within credit limits assigned to each counterparty. Counterparty credit limits are reviewed by the Company's Board of Directors on an annual basis, and may be updated throughout the year. The limits are set to minimise the concentration of risks and therefore mitigate financial loss through counterparty's potential failure to make payments.

Credit risk from investments in Subsidiaries is managed in accordance with Company's policy. These investments are tested for impairment on an annual basis or as and when there are any impairment indicators.

**Liquidity Risk**


Liquidity risk refers to the risk that the Company cannot meet its financial obligations. The objective of liquidity risk management is to maintain sufficient liquidity and ensure that funds are available for use as per requirements. The Company manages liquidity risk by maintaining adequate reserves, banking facilities and reserve borrowing facilities, by continuously monitoring forecast and actual cash flows, and by matching the maturity profiles of financial assets and liabilities. The table below summarises the maturity profile of the Group's financial liabilities based on contractual undiscounted payments.

	On Demand	in next 12 months	>1 year	Total
<b>Year ended March 31, 2020</b>				
Borrowings	-	-	-	-
Trade Payables	358,523	-	-	358,523
	<u>358,523</u>	<u>-</u>	<u>-</u>	<u>358,523</u>
<b>Year ended March 31, 2019</b>				
Borrowings	19,293	-	-	19,293
Trade Payables	358,523	-	-	358,523
	<u>377,816</u>	<u>-</u>	<u>-</u>	<u>377,816</u>

**Note 22. Segment reporting**

The Chairman of the Ultimate holding company (GVK power and Infrastructure Limited) has been identified as being the Chief Operating Decision Maker(CODM). Operating segments are defined as components of an enterprise for which discrete financial information is available. This is evaluated regularly by the CODM, in deciding how to allocate resources and assessing the Company's performance. The company is engaged in the business of promoting companies primarily engaged in development of Domestic and International airports within or outside India. It also invest in all kinds of infrastructure development companies as a promoter, sponsor, developer, advisor, operator or otherwise by way of equity, preference, debentures, debt or otherwise and to carry on all such acts as are required to participate, float or acquire through bidding or negotiated process for any project either in infrastructure or otherwise.

The reportable segments has been provided in the Consolidated Financial Statements of the Ultimate Holding Company (GVK Power and Infrastructure Limited) and therefore no separate disclosure on segment information is given in these financial statements which constitute a single operating segment.



## GVK Airport Services Private Limited

Notes to financial statements for the year ended March 31, 2020

(All amounts in Rupees , unless otherwise stated)

## Note 23. Disclosures required under Section 22 of the Micro, Small and Medium Enterprises Development Act, 2006

Particulars	As at	As at
	31-Mar-20	31-Mar-19
(i) Principal amount remaining unpaid to any supplier as at the end of the accounting year	-	-
(ii) Interest due thereon remaining unpaid to any supplier as at the end of the accounting year	-	-
(iii) The amount of interest paid along with the amounts of the payment made to the supplier beyond the appointed day	-	-
(iv) The amount of interest due and payable for the year	-	-
(v) The amount of interest accrued and remaining unpaid at the end of the accounting year	-	-
(vi) The amount of further interest due and payable even in the succeeding year, until such date when the interest dues as above are actually paid	-	-

Dues to Micro and Small Enterprises have been determined to the extent such parties have been identified on the basis of information collected by the Management. This has been relied upon by the auditors

## Note 24 .Previous year figures

Previous year figures have been regrouped/reclassified, where necessary, to conform to this year's classification.

In terms of our report attached.

For Saranga Pani & Co.,

Chartered Accountants

Firm Registration No: 050030S


C Saranga Pani

Proprietor

Membership No: 073178

Place: Secunderabad

Date : 15-07-2020



For and on behalf of the Board of Directors of

GVK Airport Services Private Limited

Murali Varadarajan

Director

DIN: 03602462

Sanjeev Kumar Singh

Director

DIN: 06820986